



J THOMAS & COMPANY PRIVATE LIMITED
KOLKATA MARKET SYNOPSIS - SALE 19 (2026 - 27)

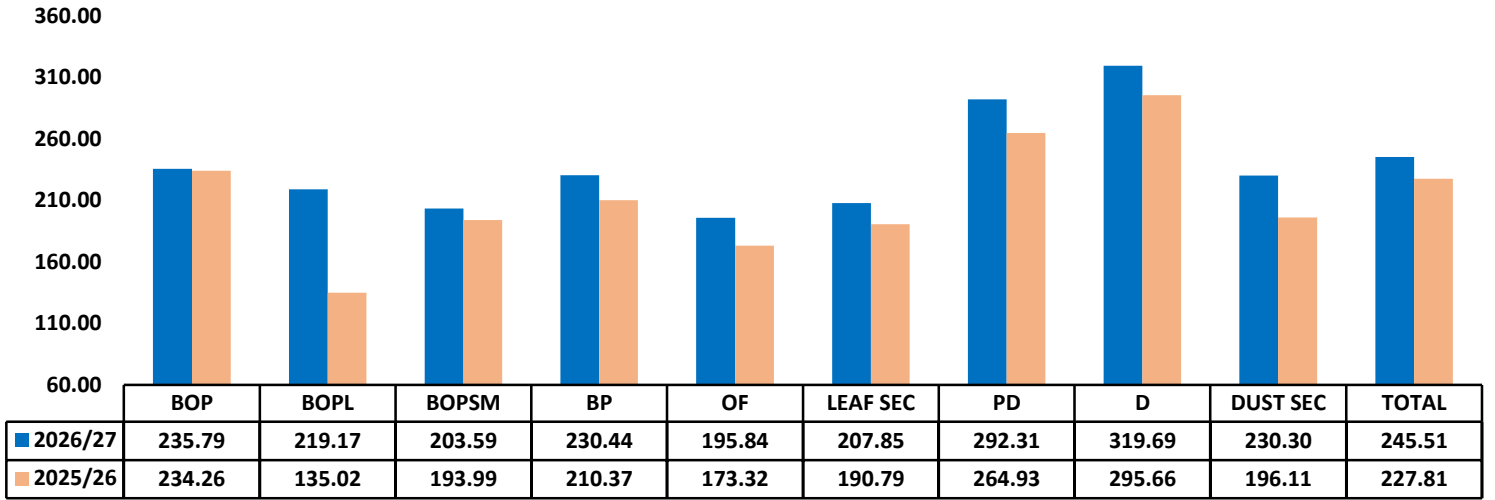
CTC	
Market Report	
· Good demand	
· All sorts tended easier following quality.	
·	
Buying Analysis	
· Hindustan Unilever : Active	TCPL: Selective
· Western India: Mainstay	
· Other Internal/Local: Selective	
·	
Orthodox	
Market Report	
· Strong demand.	
· Well made Whole Leaf and Broken sold at firm to occasionally dearer rates. Remainder whole leaf and broken sold around last levels.	
· Cleaner Secondaries irregular while leafier fannings firm around last.	
·	
Buying Analysis	
· Middle East : Active	
· CIS: Good Support	
·	

DUST	
Market Report	
· Strong demand.	
· All sorts sold readily in line with quality.	
·	
Buying Analysis	
· Hindustan Unilever : Mainstay	
· Western India : Active	
· Other Internal/Local: Selective	
·	
Darjeeling	
Market Report	
· Good demand	
· Whole leaf grades sold in line with quality. Broken and fannings saw good competition from the local retailers/counters.	
· Local/Internal: Mainstay Exporters: Some Enquiry	

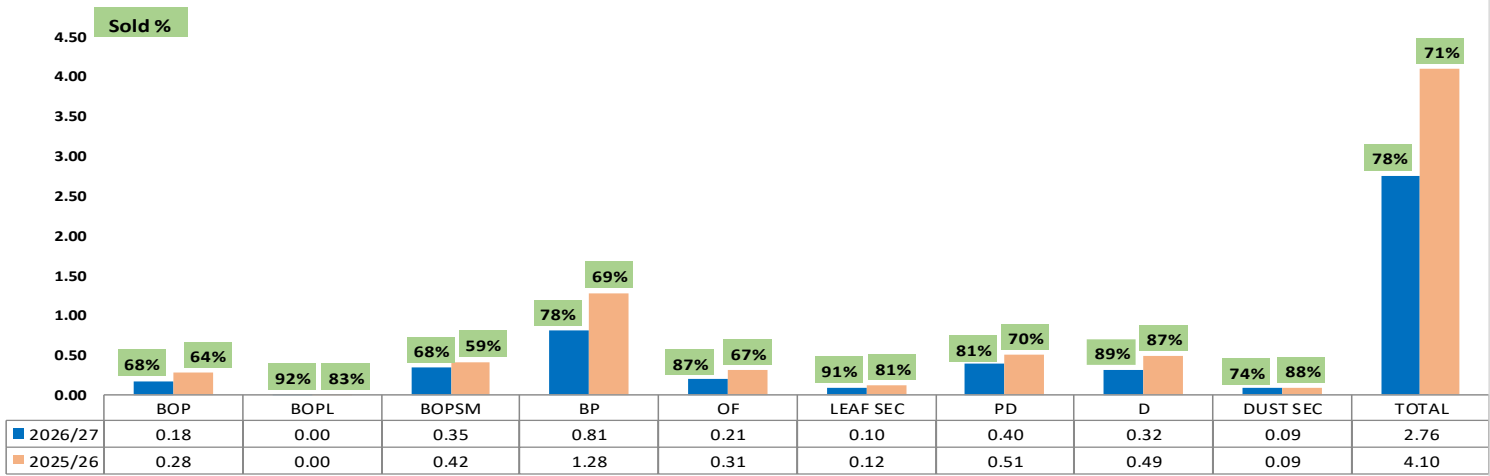
AUCTION AVERAGES									
	2026/27			2025/26			UP TO SALE 19		
	SALE 19	SALE 18	+/-	SALE 19	SALE 18	+/-	2026/27	2025/26	2024/25
CTC LEAF	263.51	278.16	-14.66	234.49	233.48	1.01	227.49	213.35	218.96
DUST	291.98	298.94	-6.96	274.43	261.70	12.73	280.51	260.49	224.00
TOTAL	275.30	287.65	-12.34	248.29	243.90	4.39	245.51	227.81	220.38
ORTHODOX	349.74	348.45	1.29	325.55	321.42	4.13	328.90	317.48	299.52
DARJEELING	813.42	1,046.40	-232.98	861.45	842.65	18.80	924.96	842.30	514.27
ALL TEAS	311.57	319.20	-7.63	286.57	283.86	2.71	282.57	267.13	256.91

KOLKATA AUCTION AVERAGES							
SALE		15	16	17	18	19	20
CTC LEAF	2026/27	157.43	189.36	213.74	278.16	263.51	
	2025/26	175.28	215.76	206.67	233.48	234.49	210.88
DUST	2026/27	162.54	271.16	290.04	298.94	291.98	
	2025/26	199.62	273.77	265.91	261.70	274.43	279.07
TOTAL	2026/27	158.17	201.57	237.18	287.65	275.30	
	2025/26	181.77	232.03	224.03	243.90	248.29	232.58
ORTHODOX	2026/27	302.15	289.84	329.48	348.45	349.74	
	2025/26	304.96	300.65	311.85	321.42	325.55	323.40
DARJEELING	2026/27	1,303.26	827.47	1,399.99	1,046.40	813.42	
	2025/26	119.64	953.50	1,268.50	842.65	861.45	807.21

Kolkata Gradewise Averages CTC Leaf / Dust Upto Sale 19



Kolkata Gradewise Sold Quantity (M. Kgs) CTC Leaf / Dust Upto Sale 19



KOLKATA GRADEWISE ORTHODOX AVARAGES UPTO SALE 19

GRADE	2026 - 27		2025 - 26		GRADE	2026 - 27		2025 - 26	
	QTY.	AVG	QTY.	AVG		QTY.	AVG	QTY.	AVG
TGFOP1	64498.4	462.91	133370.5	421.07	GFBOP	100506.3	342.74	188192.9	314.32
TGFOP	147065.1	429.37	309768.0	389.00	GBOP	132031.8	325.10	304488.0	283.53
GFOP	96921.6	401.09	174044.6	376.20	BPS	73931.5	400.16	107188.5	386.12
FOP	77945.0	327.18	198918.0	310.45	GBOP1/FBOP1	132253.8	231.37	205879.0	221.96
FBOP	252693.0	364.52	418354.4	327.93	BOPF/GOF/FOF	95987.9	216.39	168343.2	188.79

OFFER / SOLD QUANTITY & AVERAGE PRICE CTC / DUST												
	THIS SALE				LAST SALE				TO DATE			
	OFFERED	SOLD	AVG.	OUT %	OFFERED	SOLD	AVG.	OUT %	OFFERED	SOLD	AVG.	OUT %
BROKENS	5,03,404	3,57,948	260.51	29%	3,82,697	2,80,868	275.02	27%	18,63,517	13,75,602	225.50	26%
FANNINGS	1,41,950	1,07,547	278.58	24%	82,959	60,887	296.37	27%	4,32,817	3,49,498	240.83	19%
LEAF SEC.	28,074	25,670	242.21	9%	23,635	20,899	267.38	12%	1,07,883	98,081	207.85	9%
LEAF TOTAL	6,73,428.0	4,91,163.9	263.51	27%	4,89,291.2	3,62,654.7	278.16	26%	24,04,216.7	18,23,179.9	227.49	24%
DUST	3,74,420	3,13,779	295.36	16%	3,23,496	2,76,292	302.83	15%	10,18,193	8,49,469	285.79	17%
DUST SEC.	35,921	33,549	260.34	7%	28,886	28,111	260.70	3%	1,20,601	89,409	230.30	26%
DUST TOTAL	4,10,341.2	3,47,327.9	291.98	15%	3,52,381.5	3,04,403.0	298.94	14%	11,38,794.3	9,38,877.5	280.51	18%
TOTAL	10,83,769.2	8,38,491.8	275.30	23%	8,41,672.7	6,67,057.7	287.65	21%	35,43,011.0	27,62,057.4	245.51	22%

OFFER / SOLD QUANTITY & AVERAGE PRICE ORTHODOX												
WHOLE LEAF	2,66,709	2,51,936	390.32	6%	2,11,275	1,92,598	390.75	9%	8,35,729	7,22,935	368.06	13%
BROKENS	2,63,600	2,59,197	362.30	2%	2,13,632	2,07,778	357.83	3%	7,73,696	7,21,352	349.85	7%
FANNINGS	45,382	42,350	220.12	7%	31,697	30,342	220.22	4%	1,36,089	1,19,233	201.10	12%
SECONDARY	68,666	64,175	225.24	7%	53,531	51,725	228.49	3%	2,68,248	2,30,082	206.41	14%
ORTH. TOTAL	6,44,356.5	6,17,657.8	349.74	4%	5,10,134.0	4,82,442.0	348.45	5%	20,13,761.9	17,93,602.4	328.90	11%

OFFER / SOLD QUANTITY & AVERAGE PRICE DARJEELING												
WHOLE LEAF	13,208	8,305	1,094.47	37%	9,454	6,756	1,260.17	29%	28,439	18,915	1,232.75	33%
BROKENS	3,643	2,696	468.65	26%	1,600	1,478	590.96	8%	6,729	5,312	496.14	21%
FANNINGS	5,303	2,626	278.51	50%	1,902	1,313	458.96	31%	10,341	5,775	311.30	44%
DARJ. TOTAL	22,154.4	13,626.5	813.42	38%	12,955.2	9,546.6	1046.40	26%	45,508.5	30,001.7	924.96	34%

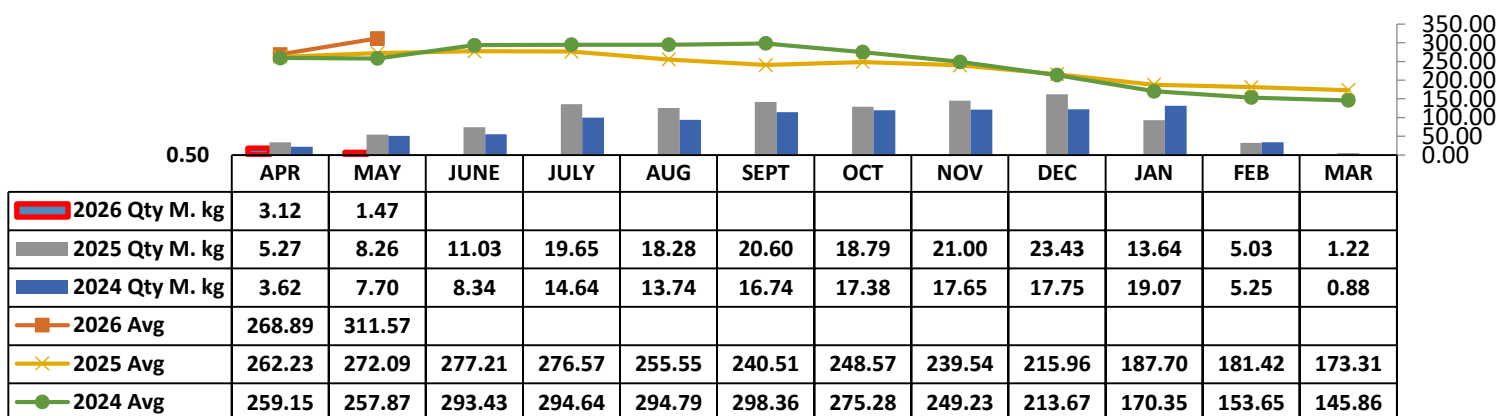
OFFER / SOLD QUANTITY & AVERAGE PRICE												
CTC	THIS SALE				LAST SALE				TO DATE			
	OFFERED	SOLD	AVG.	OUT %	OFFERED	SOLD	AVG.	OUT %	OFFERED	SOLD	AVG.	OUT %
2026-27	673428.0	491163.9	263.51	27%	489291.2	362654.7	278.16	26%	2404216.7	1823179.9	227.49	24%
2025-26	945933.6	685239.4	234.49	28%	884359.0	609267.5	233.48	31%	4210068.1	2841504.6	213.35	33%
DUST	OFFERED	SOLD	AVG.	OUT %	OFFERED	SOLD	AVG.	OUT %	OFFERED	SOLD	AVG.	OUT %
2026-27	410341.2	347327.9	291.98	15%	352381.5	304403.0	298.94	14%	1138794.3	938877.5	280.51	18%
2025-26	434788.4	361615.1	274.43	17%	492238.4	356737.7	261.70	28%	1578972.8	1257635.4	260.49	20%
ORTHODOX	OFFERED	SOLD	AVG.	OUT %	OFFERED	SOLD	AVG.	OUT %	OFFERED	SOLD	AVG.	OUT %
2026-27	644356.5	617657.8	349.74	4%	510134.0	482442.0	348.45	5%	2013761.9	1793602.4	328.90	11%
2025-26	902461.0	879935.0	325.55	2%	970002.9	926469.4	321.42	4%	3201641.5	2974264.6	317.48	7%
DARJEELING	OFFERED	SOLD	AVG.	OUT %	OFFERED	SOLD	AVG.	OUT %	OFFERED	SOLD	AVG.	OUT %
2026-27	22154.4	13626.5	813.42	38%	12955.2	9546.6	1046.40	26%	45508.5	30001.7	924.96	34%
2025-26	14222.0	10052.5	861.45	29%	9366.9	6788.9	842.65	28%	30058.0	19764.2	842.30	34%
TOTAL	OFFERED	SOLD	AVG.	OUT %	OFFERED	SOLD	AVG.	OUT %	OFFERED	SOLD	AVG.	OUT %
2026-27	1750280.1	1469776.1	311.57	16%	1364761.9	1159046.3	319.20	15%	5602281.4	4585661.5	282.57	18%
2025-26	2297405.0	1936842.0	286.57	16%	2355967.2	1899263.5	283.86	19%	9020740.4	7093168.7	267.13	21%

PRICE RANGE	CTC LEAF					DUST				
% OF TEAS SOLD	2026/27		UP TO SALE 19			2026/27		UP TO SALE 19		
	SALE 19	SALE 18	2026/27	2025/26	2024/25	SALE 19	SALE 18	2026/27	2025/26	2024/25
	BELOW 160	13.22	12.58	32.06	38.06	33.35	6.06	5.35	13.92	17.89
BETWEEN 160.00-179.99	1.52	3.97	7.45	4.34	8.82	1.12	1.32	2.26	5.33	8.58
BETWEEN 180.00-199.99	1.86	2.47	4.88	4.33	4.95	1.75	0.64	1.91	3.46	4.78
BETWEEN 200.00-219.99	6.06	1.29	4.84	3.59	6.27	1.94	3.09	2.55	2.73	6.83
BETWEEN 220.00-239.99	9.08	4.19	5.11	4.95	4.28	2.66	4.16	3.10	2.36	6.04
BETWEEN 240.00-259.99	7.37	6.34	4.62	9.61	6.18	4.24	1.68	2.45	4.24	5.96
BETWEEN 260.00-279.99	9.38	6.98	5.88	8.83	5.84	5.49	2.91	3.41	7.59	7.50
ABOVE 280	51.52	62.19	35.15	26.29	30.32	76.74	80.84	70.39	56.41	32.18

PRICE RANGE	ORTHODOX					PRICE RANGE	DARJEELING		
% OF TEAS SOLD	2026/27		UP TO SALE 19			% OF TEAS SOLD	2026/27		UP TO SALE 19
	SALE 19	SALE 18	2026/27	2025/26	2024/25		SALE 19	SALE 18	2026/27
	BELOW 200	7.54	6.16	12.74	7.01		9.97	BELOW 300.00	9.06
BETWEEN 200.00-219.99	3.22	2.71	3.60	4.73	2.97	BETWEEN 301.00-400.99	13.92	0.00	7.18
BETWEEN 220.00-239.99	3.21	3.25	3.84	4.45	3.85	BETWEEN 401.00-500.99	13.42	13.34	12.04
BETWEEN 240.00-259.99	4.43	3.91	4.23	4.76	2.57	BETWEEN 501.00-600.99	7.76	16.92	10.46
BETWEEN 260.00-279.99	3.24	4.50	3.45	7.65	6.34	BETWEEN 601.00-700.99	10.67	4.12	7.38
ABOVE 280	78.37	79.47	72.14	71.41	74.30	ABOVE 701.00	45.17	63.77	52.68

FUTURE FRESH OFFERING (IN PACKAGES)															
SALE NO	THIS YEAR-2026 - 27					LAST YEAR-2025 - 26					DIFFERENCE				
	CTC LEAF	ORTH.	DARJ.	DUST	TOTAL	CTC LEAF	ORTH.	DARJ.	DUST	TOTAL	CTC LEAF	ORTH.	DARJ.	DUST	TOTAL
20	41462	40615	2408	18843	103328	38354	37545	1650	13720	91269	3108	3070	758	5123	12059
21	53348	48983	2223	22488	127042	39246	44048	2759	16260	102313	14102	4935	-536	6228	24729
TOTAL	94810	89598	4631	41331	230370	77600	81593	4409	29980	193582	17210	8005	222	11351	36788

Kolkata Monthly Price Movement All Teas



CTTA BUYING (ALL TEAS) FOR THE SALE 19

	CTC LEAF			DUST				TOTAL						
	SALE 19													
OFFER	6,73,428.0			Kgs	OFFER	4,10,341.2			Kgs	OFFER	10,83,769.2			Kgs
SOLD	4,91,163.9			Kgs	SOLD	3,47,327.9			Kgs	SOLD	8,38,491.8			Kgs
SOLD %	73%				SOLD %	85%				SOLD %	77%			
ZONES	KGS.	AVG.	%		Kgs	AVG	%		Kgs	AVG	%			
W.India	2,28,083.8	270.42	46%	HUL	1,29,583.0	311.33	37%	W.India	3,00,869.8	272.15	36%			
HUL	73,896.4	288.88	15%	S.India	84,476.5	305.57	24%	HUL	2,03,479.4	303.18	24%			
Local	63,628.4	216.97	13%	W.India	72,786.0	277.56	21%	S.India	86,874.5	302.90	10%			
N.India	55,264.4	277.55	11%	Others	30,014.0	294.18	9%	N.India	71,077.4	263.29	8%			
Others	33,163.8	251.41	7%	N.India	15,813.0	213.48	5%	Local	70,259.9	218.30	8%			
WI.Pack	22,304.8	285.67	5%	Local	6,631.5	231.12	2%	Others	63,177.8	271.73	8%			
Exports	7,260.5	140.87	1%	Exports	5,099.9	115.42	1%	WI.Pack	24,216.3	283.42	3%			
TCPL	2,999.2	160.57	1%	WI.Pack	1,911.5	257.14	1%	Exports	12,360.4	130.37	1%			
S.India	2,398.0	208.72	0%	NI.Pack	517.5	331.00	0%	TCPL	2,999.2	160.57	0%			
NI.Pack	2,164.6	250.29	0%	Packeteers	495.0	130.50	0%	NI.Pack	2,682.1	265.86	0%			
								Packeteers	495.0	130.50	0%			
Grand Total	4,91,163.9	263.51	100%	TOTAL	3,47,327.9	291.98	100%	TOTAL	8,38,491.8	275.30	100%			

	ORTHODOX			DARJEELING					
	SALE 19								
OFFER	6,44,356.5			Kgs	OFFER	22,154.4			Kgs
SOLD	6,17,657.8			Kgs	SOLD	13,626.5			Kgs
SOLD %	96%				SOLD %	62%			
ZONE	Kgs	AVG	%		Kgs	AVG	%		
Others	1,97,629.7	374.04	32%	Local	8,482.2	658.07	62%		
Other Exports	1,25,683.3	338.49	20%	Exports	2,195.0	788.02	16%		
Middle East	1,12,956.3	317.08	18%	Others	1,858.5	1,131.38	14%		
Domestic	82,106.5	365.57	13%	Domestic	552.8	1,598.97	4%		
Local	29,675.6	377.14	5%	Other Exports	278.8	2,319.89	2%		
W.India	29,349.3	373.31	5%	W.India	134.6	401.00	1%		
Exports	28,890.8	257.17	5%	C.India	124.6	683.00	1%		
CIS	10,387.3	367.55	2%						
N.India	802.0	276.85	0%						
Packeteers	177.0	599.64	0%						
TOTAL	6,17,657.8	349.74	100%	TOTAL	13,626.5	813.42	100%		

ASSAM CTC BATTING ORDER (GTAC+CTTA) Sale 14 to 19

MARK	2026-27		2025-26	
	KGS	AVG	KGS	AVG
DECKIAJULI	23423	470.37	14844	453.57
GATOONGA	2234	450.45	6061	444.46
HATIMARA	11440	432.01	19628	384.62
HALMARI	36901	429.85	40944	389.10
HOOKHMOL	1202	408.15	5876	440.26
GELAKEY	11618	389.27	13299	344.23
DEOHALL	19555	385.21	39439	312.87
JAMIRAH	4324	384.01	4270	353.58
GHILLIDARY	8563	380.10	7144	338.08
DOOMUR DULLUNG	11763	379.34	0	0.00
BORBAM	23422	375.15	11901	365.23
KHARIKATIA	23149	372.96	12160	357.60
NIRMALA	1351	370.81	0	0.00
BANAMALIE	11882	367.19	6717	393.21
KAMARBUND	7462	366.31	7772	364.19
DUFLATING	1214	364.89	10593	357.93
SILONIBARI	2402	364.31	14582	350.64
HIRAJULI	8554	363.11	15339	383.19
BORSAPORI	16984	362.36	14676	339.67
BIJLEEJAN	35293	362.24	38764	355.91
DOOMNI	32181	361.51	17432	342.43
ROMAI	29158	361.48	4172	291.15
AMGOORIE	29473	361.18	27720	313.06
DOOLAHAT	16200	357.46	44488	321.26
DEHA	17454	352.89	14772	342.03

* Above 1000 Kgs.

DOOARS CTC BATTING ORDER (STAC+CTTA) Sale 14 to 19

MARK	2026-27		2025-26	
	KGS	AVG	KGS	AVG
BINAGURI	126541	357.69	98056	335.72
GHATIA ROYAL	50155	352.02	16077	326.08
KARTICK	47244	340.49	29080	355.83
HOPE	58081	339.63	52285	305.68
JITI	127298	332.71	92033	294.05
RYDAK	80800	330.35	74546	322.87
MAINAKROYAALE	4038	326.08	13065	306.54
ARYAMAN	12200	324.85	5231	307.95
DANGUAJHAR	95995	322.35	94747	281.05
GRASSMOREROYAL	14397	322.24	0	0.00
CHULSA	6671	319.58	2736	290.21
ZURRANTEE	30379	317.21	24417	307.18
BARADIGHI	63621	317.01	58745	338.56
GULMA	88169	315.15	51883	323.57
MORAGHAT	98795	314.90	59544	307.51
BHATKAWA	25726	314.11	21448	313.97
DALGAON	89133	311.43	98747	305.41
PALASHBARI(ROYAL)	15226	309.95	21509	264.79
RHEABARI	45786	308.62	56648	287.95
MECHPARA	23982	306.60	17200	301.71
GANDRAPARA	125074	305.70	144823	288.98
DIANA (RAMBARI)	15663	305.00	24921	293.65
NEPUCHAPUR	59014	303.80	58193	308.01
SANKOS	92402	301.87	39656	299.50
GAIRKHATA	40219	299.38	29525	274.96

** Above 1000 Kgs.*

ASSAM ORTHODOX BATTING ORDER (GTAC+CTTA) Sale 14 to 19

MARK	2026-27		2025-26	
	KGS	AVG	KGS	AVG
DEJOO	11658	443.93	21907	400.12
GREENTWIGS	3430	436.15	0	0.00
MUTTUCK	6188	417.18	24065	362.62
DHELAKHAT	19671	412.92	38972	360.82
LANGHARJAN	5150	409.44	41519	351.52
HARMUTTY	27404	405.05	27998	385.02
DIKOM	30734	403.77	60190	361.79
BOKAKHAT	9508	397.95	3156	389.51
NAMSANG	12852	397.25	21554	359.60
ZALONI	12283	394.75	5202	280.48
MADHUTING	48757	394.09	59239	350.70
MOHUNBAREE	7761	392.32	6541	369.32
SAMDANG	53825	386.57	61465	323.81
HATTIALLI	23927	383.95	71188	337.81
NOKHROY	27025	383.44	80583	335.60
BAGHJAN	20183	381.86	73091	335.93
SEAJULI	20901	381.32	20764	333.90
BORDUBI	30639	380.40	71201	353.10
METHONI	19612	378.45	6686	358.45
ROSEBERRY	18274	376.87	0	0.00
BORPATRA	30632	375.48	39260	358.51
KOOMSONG	45808	373.15	124004	330.83
SESSA 'B'	32137	372.58	18038	362.58
ORANGAJULI	35694	369.74	11633	324.79
NALANI	21462	369.09	49879	344.40

* Above 1000 Kgs.

DARJEELING BATTING ORDER Sale 14 to 19

MARK	2026-27		2025-26	
	KGS	AVG	KGS	AVG
CASTLETON	651	1826.28	382	1870.79
MIM	153	1780.50	0	0.00
BADAMTAM (ORGANIC)	1014	1630.11	476	845.54
GIELLE	1558	1560.12	1062	1853.26
SUNGMA	418	1486.84	0	0.00
THURBO	1764	1478.78	1009	1846.75
TEESTA VALLEY	1415	1384.06	1067	1939.31
GOPALDHARA	298	1359.15	163	2246.32
MARGARET'S HOPE	1345	1353.24	933	1316.09
BARNESBEG (ORGANIC)	970	1299.14	469	1431.15
NAMRING(UPPER)	1390	1138.64	71	4082.34
BALASUN	173	1118.00	0	0.00
NAMRING	956	1108.14	115	1301.00
ROHINI	1242	948.33	996	777.44
GLENBURN	4313	820.96	1630	910.26
UPPER FAGU	4334	726.83	4912	443.03
HILLTON	3235	522.48	1750	570.26
SNOWVIEW	1605	391.93	2655	391.80

[Follow us on:](#)

